


Municipio de Saltillo Coahuila
Estado Analítico de Ingresos
Del 01 de enero al 31 de marzo de 2013


| Estado Analítico de Ingresos Por Fuente de Financiamiento | Ingreso | | | | | Diferencia |
|---|-------------------------|----------------------------|-------------------------|----------------------------|-----------------------|--------------------------|
| | Estimado | Ampliaciones y Reducciones | Modificado | Devengado | Recaudado | |
| | 1 | 2 | (3= 1+ 2) | 4 | 5 | |
| Ingresos del Gobierno | 2,383,647,025.04 | 0.00 | 2,383,647,025.04 | 808,852,364.50 | 808,852,364.50 | -1,574,794,660.54 |
| Impuestos | 524,479,533.17 | 0.00 | 524,479,533.17 | 288,325,703.93 | 288,325,703.93 | -236,153,829.24 |
| Contribuciones de Mejoras | 28,861,653.72 | 0.00 | 28,861,653.72 | 21,656,302.90 | 21,656,302.90 | -7,205,350.82 |
| Derechos | 246,367,996.45 | 0.00 | 246,367,996.45 | 84,317,724.87 | 84,317,724.87 | -162,050,271.58 |
| Productos | 37,663,592.33 | 0.00 | 37,663,592.33 | 2,727,566.08 | 2,727,566.08 | -34,936,026.25 |
| Corriente | 37,663,592.33 | 0.00 | 37,663,592.33 | 2,727,566.08 | 2,727,566.08 | -34,936,026.25 |
| Capital | 0.00 | 0.00 | 0.00 | 0.00 | 0.00 | 0.00 |
| Aprovechamientos | 68,656,242.32 | 0.00 | 68,656,242.32 | 12,622,728.21 | 12,622,728.21 | -56,033,514.11 |
| Corriente | 68,656,242.32 | 0.00 | 68,656,242.32 | 12,622,728.21 | 12,622,728.21 | -56,033,514.11 |
| Capital | 0.00 | 0.00 | 0.00 | 0.00 | 0.00 | 0.00 |
| Participaciones y Aportaciones | 1,477,618,007.05 | 0.00 | 1,477,618,007.05 | 399,202,338.51 | 399,202,338.51 | -1,078,415,668.54 |
| Transferencias, Asignaciones, Subsidios y Otras Ayudas | 0.00 | 0.00 | 0.00 | 0.00 | 0.00 | 0.00 |
| Ingresos de Organismos y Empresas | 0.00 | 0.00 | 0.00 | 0.00 | 0.00 | 0.00 |
| Cuotas y Aportaciones de Seguridad Social | 0.00 | 0.00 | 0.00 | 0.00 | 0.00 | 0.00 |
| Ingresos por Ventas de Bienes y Servicios | 0.00 | 0.00 | 0.00 | 0.00 | 0.00 | 0.00 |
| Transferencias, Asignaciones, Subsidios y Otras Ayudas | 0.00 | 0.00 | 0.00 | 0.00 | 0.00 | 0.00 |
| Ingresos derivados de financiamiento | 0.00 | 0.00 | 0.00 | 0.00 | 0.00 | 0.00 |
| Ingresos Derivados de Financiamientos | 0.00 | 0.00 | 0.00 | 0.00 | 0.00 | 0.00 |
| Total | 2,383,647,025.04 | 0.00 | 2,383,647,025.04 | 808,852,364.50 | 808,852,364.50 | -1,574,794,660.54 |
| | | | | Ingresos excedentes | | |

Nota de Gestión Administrativa 17


De conformidad con la nota de gestión administrativa número 17 la Información Contable deberá estar firmada en cada página de la misma e incluir al final la siguiente leyenda: "Bajo protesta de decir verdad declaramos que los Estados Financieros y sus notas, son razonablemente correctos y son responsabilidad del emisor"




ELMA MARISOL MARTÍNEZ GONZÁLEZ




MANOLO JIMÉNEZ SALINAS



LYDIA MARIA GONZÁLEZ RODRÍGUEZ



JOSE ANTONIO GUTIERREZ RODRIGUEZ



ROSA MA. ESPINOSA LOPEZ